

CoderDojo Athenry

"Above all, be cool"



Every week:

- ✓ Sign in at the door

If you are new:


- ✓ Fill in Registration Form
- ✓ Ask a Mentor how to get started

Make sure you are on the Athenry Parents/Kids Google Group: email coderdojoathenry@gmail.com

Wifi password: **coderdojowireless**

CoderDojo Athenry

SCRATCH Beginners



Code and notes by Martha Fahy

Happy New Year!



Today's Challenge: Storytelling



Today's Big Ideas



Speech
Bubbles &
Sound



Imagination!



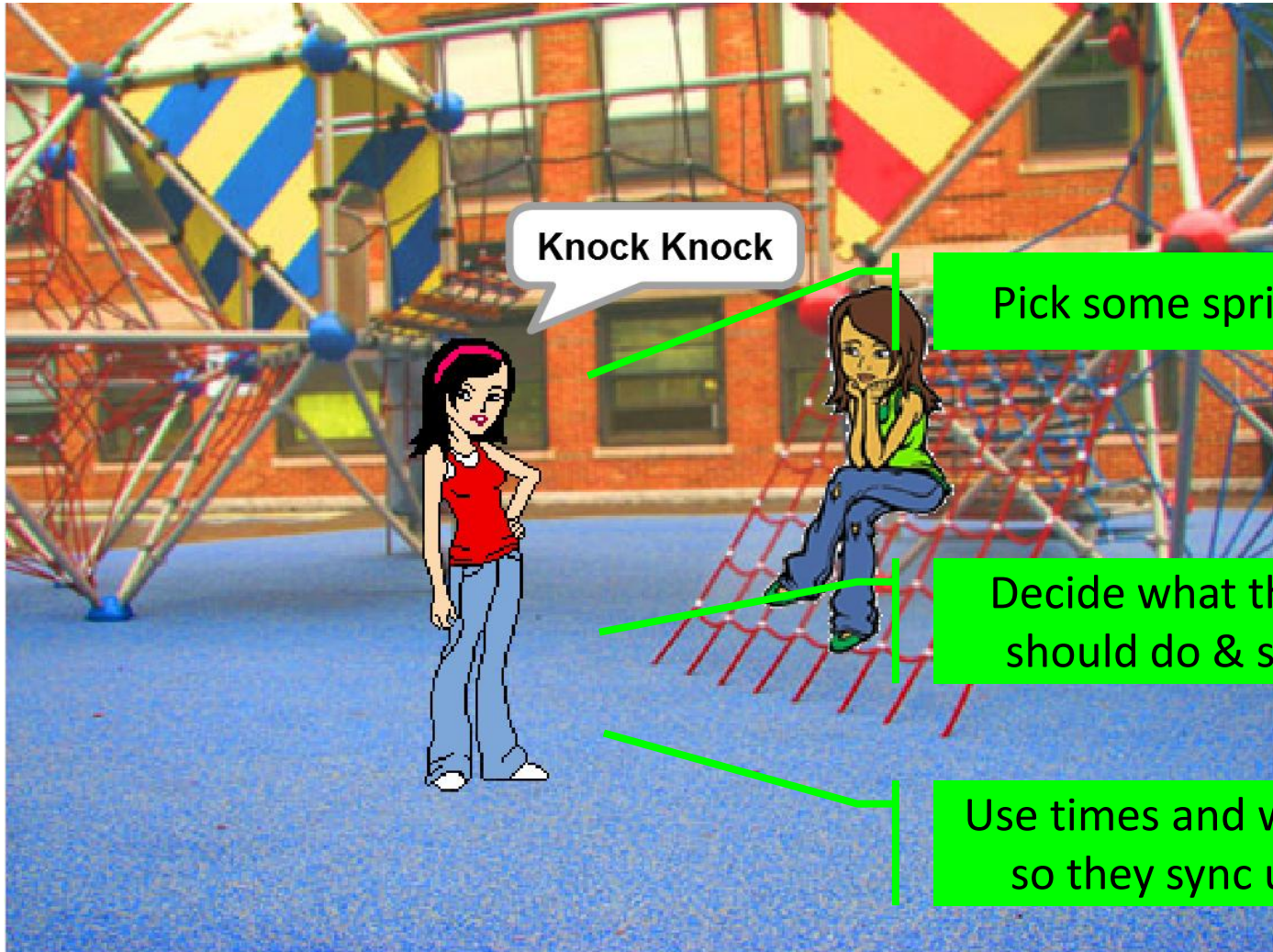
Sprites

Telling A Story



Your sprites can be **actors** in your own story or joke!

How To Do It

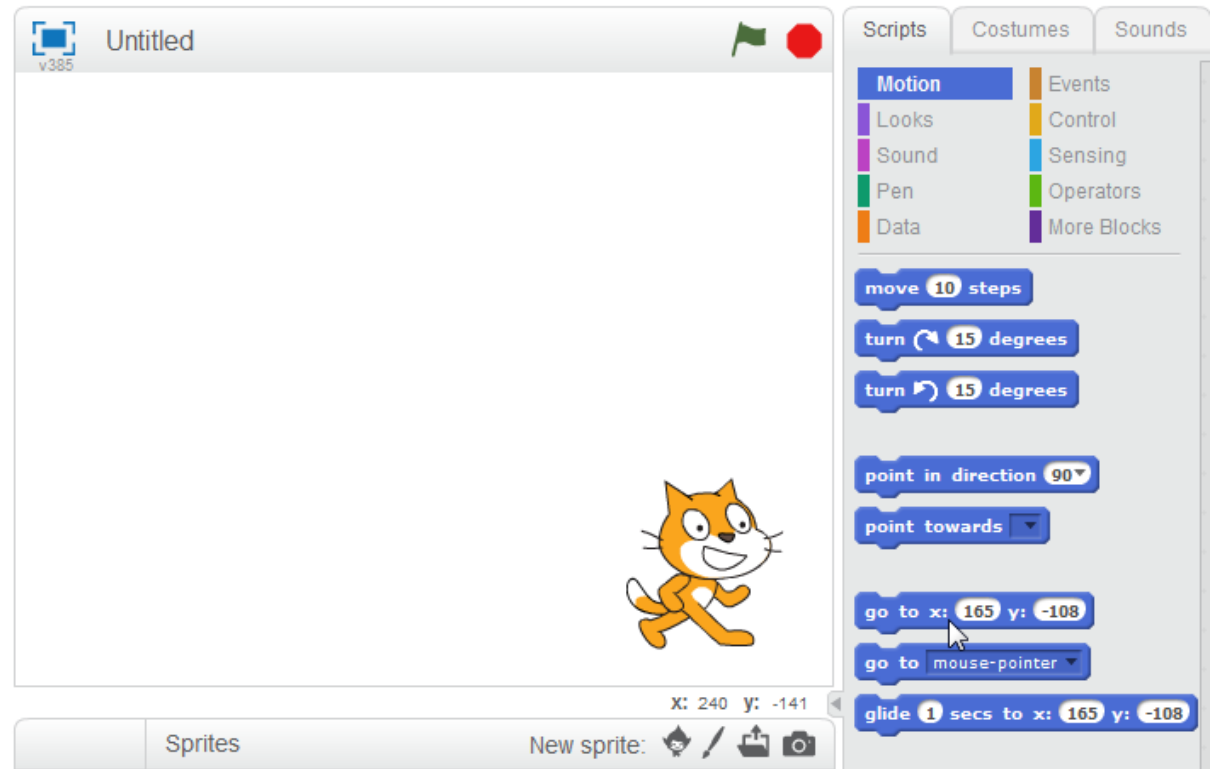


Go to x: y:

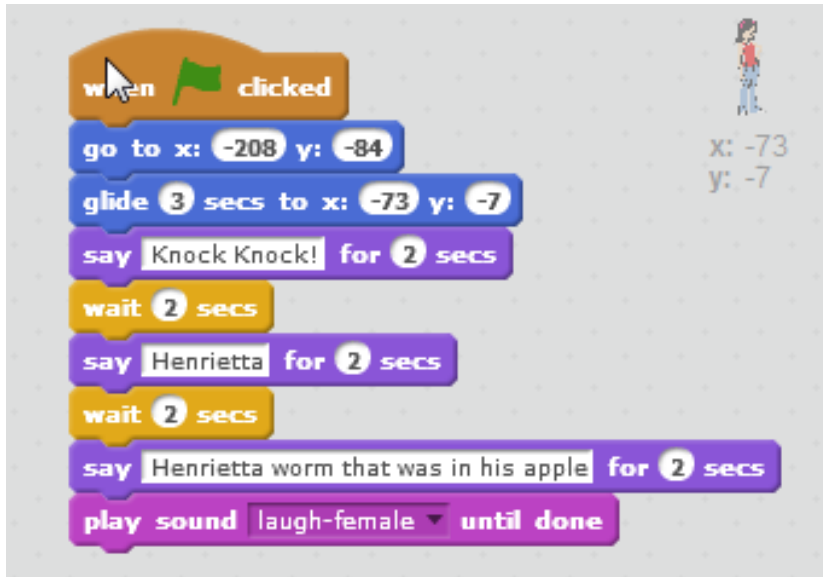
SCRATCH 2 makes this very easy:

Select your sprite and move it to a position on the stage

These co-ordinates will show on the coding blocks




How To Do It: The Code



```
when green flag clicked
  go to x: -208 y: -84
  glide 3 secs to x: -73 y: -7
  say Knock Knock! for 2 secs
  wait 2 secs
  say Henrietta for 2 secs
  wait 2 secs
  say Henrietta worm that was in his apple for 2 secs
  play sound laugh-female until done
```

x: -73
y: -7



```
when green flag clicked
  go to x: 81 y: 4
  wait 4 secs
  say Who's there? for 2 secs
  wait 2 secs
  say Henrietta Who! for 2 secs
  wait 2 secs
  play sound laugh-female until done
```

x: 81
y: 4



Test Timings are Correct!

You Can Do Lots More!

Think of new **stories** or **jokes**



Record voices on the **Sound** tab



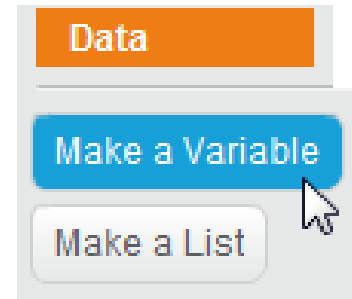
Animate with different costumes



Use **Broadcasts** for more syncing

Some Hints!

Make a **Variable** to hold your answer



Make a **Broadcast** to let the other sprite know when to do something



Change between **Costumes** to create animation.

At the End ...

Upload your project to the Scratch Website

user: **cdathenry**

password: **athenry**

Access it
from home



Improve it



Show your
friends!



Uploading to Scratch Website

