

# WEBSITE DEVELOPMENT

WEEK 3: USEFUL TIPS

CODERDOJO ATHENRY

2014

# A REFRESHER!

- WE HAVE COVERED A LOT OF IMPORTANT HTML IN THE LAST TWO WEEKS! THIS WEEK WILL BE ABOUT PLAYING AROUND WITH WHAT WE LEARNED SO FAR AND ALLOWING NEW PEOPLE TO CATCH UP!
- WE WILL LEARN SOME USEFUL TIPS AND SEE THAT THERE IS SOME GREAT WEBSITES ON THE INTERNET THAT CAN HELP YOU LEARN HTML!
- IF YOU ARE JUST STARTING TO LEARN HTML AND ARE CONFUSED ABOUT ANYTHING YOU SEE IN THESE SLIDES, HAVE A LOOK AT THE SLIDES FROM WEEK 1 AND WEEK 2, THEY ARE UP ON THE CODERDOJO ATHENRY WEBSITE! ALSO YOU CAN SEND ME AN EMAIL OR TALK TO ME AND ASK ME ANY QUESTIONS YOU HAVE AT THE WEEKLY CODERDOJO IN ATHENRY!

# A REFRESHER!

```
<!DOCTYPE html>
<html>
<body>

<h1>Welcome to the first CoderDojo Athenry Web Page!</h1>



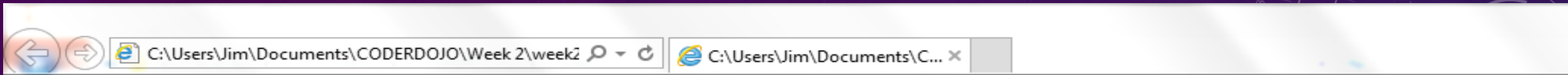
<p>Coderdojo Athenry is on every Saturday at 12pm in Gairmscoil
Mhuire Athenry. You can learn about Scratch, Python, Minecraft and
Website Development.</p>

<a href="http://cdathenry.wordpress.com/">This is a link to Coderdojo
Athenry website.</a>


</body>
</html>
```

- YOU CAN TRY OUT HTML BY PASTING THE HTML FILE IN THIS BOX IN TO NOTEPAD, SAVING THE FILE WITH A .html ENDING AND THEN OPENING THE FILE WITH YOUR FAVORITE INTERNET BROWSER!
- REMEMBER TO CHANGE THE "athenrylogo.jpg" TO THE NAME OF A JPG FILE YOU HAVE ON YOUR COMPUTER! MAKE SURE THE JPG FILE IS IN THE SAME FOLDER AS THE HTML FILE.

HOW THIS LOOKS!



## Welcome to the first CoderDojo Athenry Web Page!



Coderdojo Athenry is on every Saturday at 12pm in Gairmscoil Mhuire Athenry. You can learn about Scratch, Python, Minecraft and Website Development.

[This is a link to Coderdojo Athenry website.](#)

SEE HOW MUCH YOU CAN DO SO FAR? IF YOU HAVE ANY QUESTIONS, SEND ME AN EMAIL:  
JAMESMCGRATH88@GMAIL.COM



# WHY DON'T WE USE MICROSOFT WORD FOR MAKING OUR HTML FILES???

- YOU MAY HAVE BEEN WONDERING WHY I KEEP SAYING WE SHOULD WRITE OUR HTML IN NOTEPAD FILES! NOTEPAD IS VERY PLAIN AND A BIT BORING COMPARED TO MICROSOFT WORD, ...RIGHT?
- MICROSOFT WORD CAN DEFINETELY MAKE OUR TEXT DOCUMENTS LOOK NICE, IT HAS MORE FONTS THAN NOTEPAD, LET'S YOU USE COLOURS AND LOTS MORE COOL STUFF.
- **BUT** MICROSOFT WORD ADDS LOTS OF HIDDEN STUFF TO YOUR DOCUMENT THAT TELLS HOW THE DOCUMENT SHOULD BE DISPLAYED, IF YOU MAKE A HTML DOCUMENT IN MICROSOFT WORD ALL OF THIS HIDDEN STUFF GETS ADDED TO YOUR DOCUMENT. WHEN YOU OPEN THIS HTML FILE IN YOUR BROWSER, YOUR BROWSER DOESN'T KNOW WHAT ALL THIS HIDDEN STUFF IS ABOUT, SO IT DOESN'T KNOW HOW TO DISPLAY YOUR WEBPAGE RIGHT!

# W3 SCHOOLS WEBSITE!

Source Code:

```
<!DOCTYPE html>
<html>
<body>

<h1>My First Heading</h1>

<p>My first paragraph.</p>

</body>
</html>
```

Result: [W3Schools.com](http://www.w3schools.com) - Try it yourself

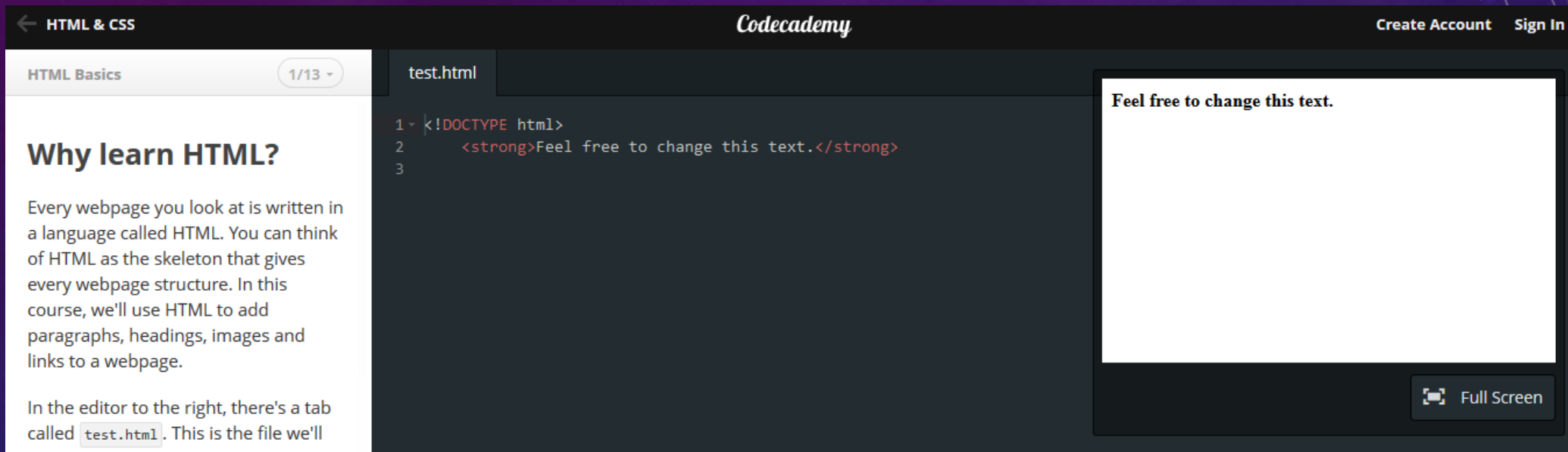
## My First Heading

My first paragraph.

- <http://www.w3schools.com/html/default.asp>
- THIS IS AN EXCELLENT WEBSITE FOR LEARNING HTML!
- AS YOU CAN SEE IN THE PICTURE ABOVE, YOU CAN TYPE IN THE HTML ON THE LEFT, AND HOW IT WOULD LOOK IN YOUR BROWSER APPEARS ON THE RIGHT!
- THIS SAVES HAVING TO CREATE AND SAVE FILES AND THEN OPEN THEM IN YOUR BROWSER EACH TIME SO IT'S GREAT FOR LEARNING!

# CODE ACADEMY WEBSITE!

- <http://www.codecademy.com/tracks/web>



The screenshot shows the Codecademy interface for learning HTML. On the left, there is a sidebar with the title "HTML Basics" and a progress indicator "1/13". The main content area is titled "Why learn HTML?" and contains a paragraph explaining that HTML is the skeleton of a webpage. Below the text, there is a note about the editor. In the center, a code editor window titled "test.html" shows the following HTML code:

```
1 <!DOCTYPE html>
2   <strong>Feel free to change this text.</strong>
3
```

On the right, a preview window displays the rendered text: "Feel free to change this text." Below the preview is a "Full Screen" button.

- VERY SIMILAR TO W3 SCHOOLS, TYPE THE HTML AND SEE WHAT IT DOES RIGHT AWAY!